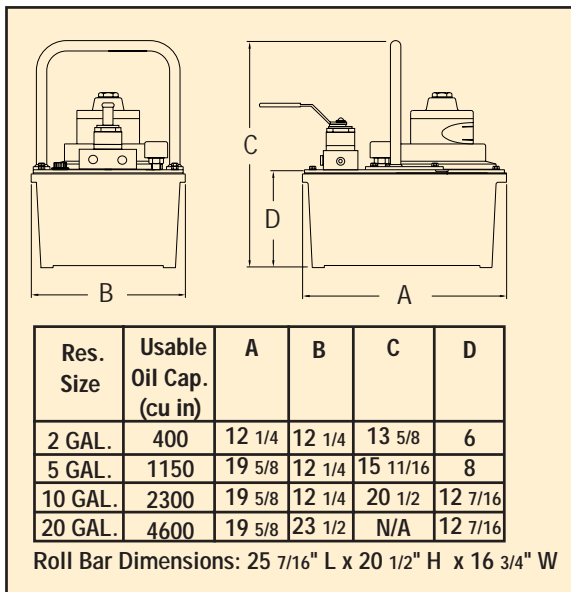




PAM4042



- 6 standard models.
- Suc-O-Matic feature reduces retraction time.
- Two-speed operation provides fast advance.
- Higher crossover for faster cylinder cycle.
- Rotary air @ 50 cfm.
- Adjustable relief for variable pressure settings.
- Dual ports for easier plumbing.
- Available with remote air pendant control.
- Higher crossover for faster cycles.
- Large muffler for quieter operation.

### PA-40 Series 1.5 HP Air Powered Pumps - 10,000 psi capacity

	Model Number	Reservoir Size (Gal.)	Valve			Motor Specifications	Flow Rate	Weight (lbs)	
			Model	Style	Function				
S/A	PAM4032	2	Standard	3 Position 3 Way	Manual Lever Actuated	Rotary Air 50 cfm 90 PSI	400 cu. in. @ 600 PSI	50	
	PAM4035	5						108	
D/A	PAM4042	2		3 Position 4 Way	Solenoid Actuated		Advance/ Hold/ Retract	@10,000 PSI	50
	PAM4045	5							108
	PAS4042	2		VPA4	VPA4				52
	PAS4045	5							110

For more information on valve models, see pages 63-67.

\* Includes Suc-O-Matic.

For quieter operation where compressed air is available, or for use in explosive environments. Delivers high speed operation for a variety of medium sized cylinders, hydraulic tools or systems.

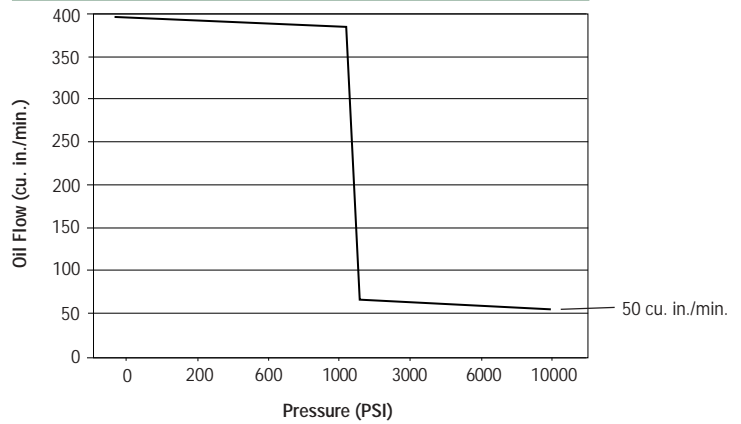



**A233**

**Air Filter-Lubricator**

Provides lubricated and filtered air, and contributes to long and trouble free product life. Recommended for use with all air pumps.

## PERFORMANCE CHART



		
<b>Hydraulic Cylinders</b> pgs. 11-30	<b>Hoses</b> pgs. 70-71	<b>Accessories &amp; Fittings</b> pgs. 68-72

## CUSTOM BUILD

Using the chart below you can add roll bars, different size reservoirs or other options.


Description	Model	Selections
Product	<b>P</b>	Power Pump
Motor Controls	<b>A</b>	A = Rotary Air Motor
Valve Style	<b>M</b>	M = Manual S = Solenoid** D = Dump
Pump Series	<b>4</b>	Rotary Air @ 50 cfm
Options	<b>1</b>	0 = No Options 4 = Filter only 1 = Roll Bars only 5 = Roll Bars & Filter
Valve Type	<b>3</b>	2 = 2 Way 2 Position 5 = 3 Way Locking Style* 3 = 3 Way 3 Position* 6 = 4 Way Locking Style 4 = 4 Way 3 Position
Reservoir Size	<b>5</b>	2 = 2 Gallon 6 = 10 Gallon 5 = 5 Gallon 7 = 20 Gallon

\* With Suc-O-Matic™

\*\* Dump & 4 way valve only

## 40 SERIES AIR POWER PUMP OPTIONS

### PUMP PROTECTION



■ P03 - Roll Bars  
For 1, 2 & 5 gallon reservoirs only. Order (1) under Options in the Custom Build Chart.



■ P04 - External filter for pumps with 3 & 4 way valves. Order (4) under Options in the Custom Build Chart. Replacement filter elements, use order number PO5E.

**ALL PUMP OPTIONS ARE FACTORY INSTALLED**