

## 3/8" & 1/4" NPTF HIGH-FLOW COUPLERS

### 3/8" NPTF



C213-Hose Half Coupler



C211-Ram Half Coupler



CR215 Dust Cap



C209 Coupler Complete with 2 Dust Caps

These premium grade couplers provide maximum fluid flow and are plated to resist corrosion. Cylinder Half Couplers have male 3/8" NPTF threads & high strength rubber dust caps; Hose Half Couplers have female 3/8" NPTF threads.

### 1/4" NPTF



CT201-Ram Half Coupler



CT202 Hose Half Coupler



CT200 Coupler Complete with 2 Dust Caps

For use on smaller tools, pumps and any tool with 1/4" threads. These couplers are plated to resist corrosion. Cylinder Half Couplers have male 1/4" NPTF threads; Hose Half Couplers have female 1/4" NPTF threads.

## 3/8" & 1/4" NPTF FLUSH FACE/NO SPILL COUPLERS


### 3/8" NPTF



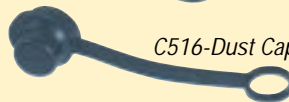
C513-Hose Half Coupler



C511-Ram Half Coupler



C515-Dust Cap Ram Half



C516-Dust Cap Hose Half



C509 Coupler Complete with 2 Dust Caps

Unique flush face design features push to connect operation with a sleeve lock, and non-spill "dry" disconnect operation. Easy cleaning minimizes system contamination. This coupler should be used wherever oil spillage constitutes a safety or environmental hazard. Couplers have 3/8" NPTF threads.


### 1/4" NPTF



CT210 Hose Half Coupler with Dust Cap



CT211 Ram Half Coupler with Dust Cap



CT212 Coupler Complete with 2 Dust Caps

Unique flush face design features push to connect operation with an auto lock sleeve on the CT211, and non-spill "dry" disconnect operation. Easy cleaning minimizes system contamination. This coupler should be used wherever oil spillage constitutes a safety or environmental hazard. Couplers have 1/4" NPTF threads.