

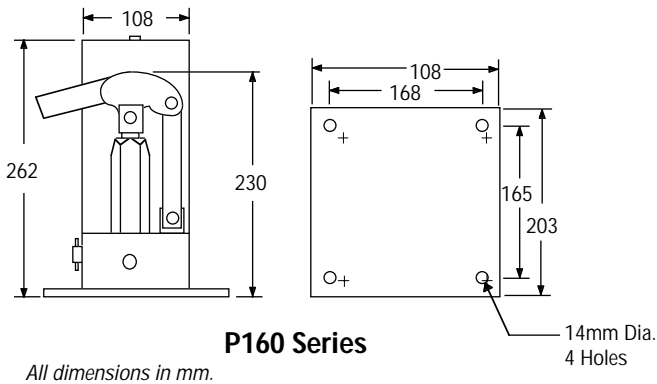
# HAND PUMPS

# SPECIAL APPLICATION PUMPS

*Build Them Into Hydraulic Systems, Or Use Them as Standby Or Back-Up Pumps.*

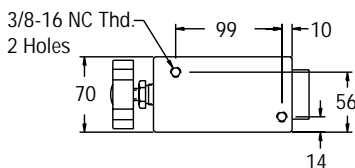
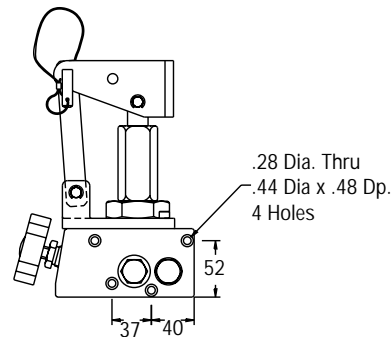
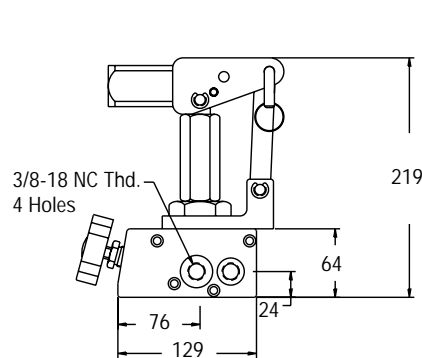


For those special applications that require **tight mounting space, backup manual power or lower pressure & high flows**, these special hand pumps are what you've been looking for. Ideal for fixed applications when pumps need to be bolted in place. The P-160 Series fits in an 203mm x 203mm space, yet still delivers 2425,7 cm<sup>3</sup> of oil. The P-1000 Series can be tapped into existing system reservoirs. **All metal construction**, plated pistons, light weight and high flow make these pumps the right choice for long life and trouble free duty. **All pumps have 3/8" NPTF ports.**



## Special Application Hand Pumps

Model Number	Usable Reservoir Capacity (cm <sup>3</sup> )	Operating Pressure (bar)	Volume/Stroke (cm <sup>3</sup> )	Maximum Handle Effort (kg)	Weight (kg)
P160-3	2425,7	828	2,6	529,3	11,4
P160-4	2425,7	448,5	4,6	511,5	11,4
P160-6	2425,7	207	10,8	529,3	11,4
P10003A	----	828	4,9	529,3	4,3
P10004A	----	448,5	8,7	511,5	4,3
P10006A	----	207	21,8	529,3	4,3
P10008A	----	69	34,6	471,5	5
P100012A	----	51,8	74,7	351,4	5



All dimensions in mm.

## P1000 Series